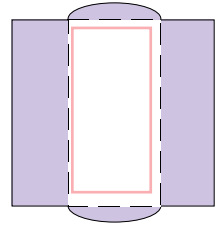


Name: _____ Class: _____

Teacher: _____ Date: _____



Fold-Up Pocket Card

Use this fold-up pocket card as a greeting card, a menu, or a class project.

Cut out the card on this page. Use it as the menu, or as the page for your poem, etc.

Cut out the folding pocket on the next page. Fold on the dotted lines.


Fold in the curved flaps first (these keep the card from sliding out).

Fold in the side flaps.

Open the flaps and insert your card.

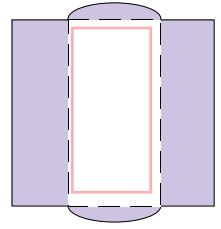
Refold the flaps and seal with a sticker or with sealing wax.

Your card is ready!

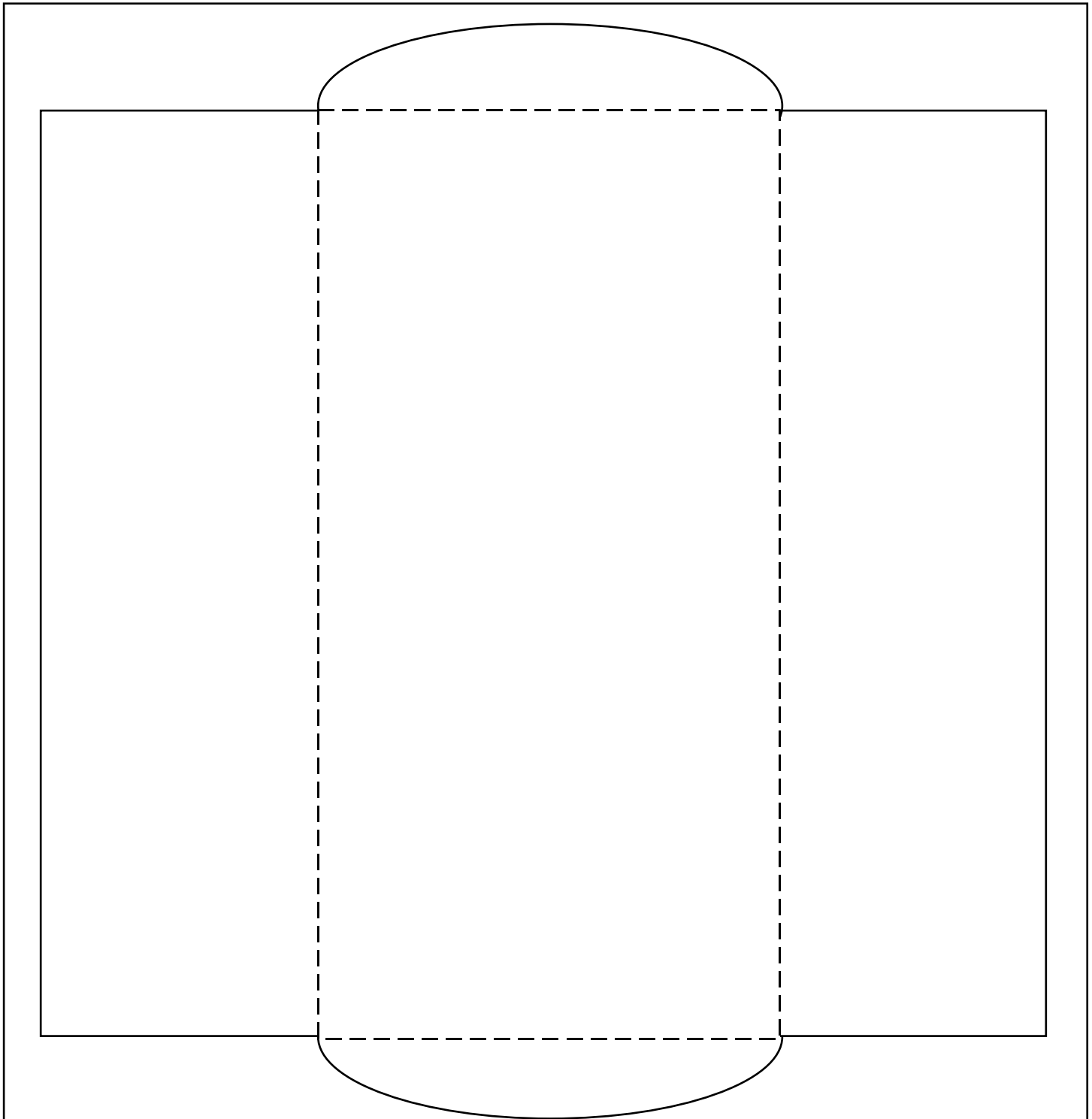


Name: _____ Class: _____

Teacher: _____ Date: _____



Fold-Up Pocket Card



ClassBrain.com is an educational resource site bringing you cool tools and tricks for your brain.
Mind **does** matter....Soak it up!